

# TSA PERFORMANCE REPORT

The City's efforts to reduce the wait times at Midway International Airport continues to have positive impacts to the traveling public. The City continues to work with the TSA to ensure the appropriate resources are available at Midway.

## Focus

As of February 28, 2017



Average Wait Time

Passengers are experiencing average wait times of **less than 5 minutes.**



Average Wait Times During Peak Travel Periods

During peak travel times, passengers are waiting an average of **9 minutes.** The maximum wait time for the month of February was **17 minutes.**



Canine Teams

TSA has **2 certified and working Canine Teams** for coverage during peak times.







Screening Officers

Since early May, 2016 TSA has **61 additional Screening Officers** and converted **57 part time Screening Officers to full time.**

Source: Transportation Security Administration (TSA), 02/28/2017

# MIDWAY INTERNATIONAL AIRPORT

|   | MAY 16'    |            | NOVEMBER 16' | DECEMBER 16' | JANUARY 17' | FEBRUARY 17'                   |
|---|------------|------------|--------------|--------------|-------------|--------------------------------|
|  <b>Average Wait Time</b>                             | 11<br>Min. | 9<br>Min.  | 3<br>Min.    | 4<br>Min.    | 3<br>Min.   | <b>3</b><br>Min.               |
|  <b>Average Wait Times During Peak Travel Periods</b> | 65<br>Min. | 44<br>Min. | 10<br>Min.   | 12<br>Min.   | 10<br>Min.  | <b>9<sup>(1)</sup></b><br>Min. |
|  <b>Canine Teams</b>                                  | 1          | 1          | 3            | 3            | 2           | <b>2</b>                       |
|  <b>Screening Officers</b>                          | 304        | 303        | 340          | 339          | 340         | <b>337</b>                     |

(1) Maximum wait time for the month of February was 17 minutes.