

# TSA PERFORMANCE REPORT

The City's efforts to reduce the wait times at Midway International Airport continues to have positive impacts to the traveling public. The City continues to work with the TSA to ensure the appropriate resources are available at Midway.

## Focus

As of March 31, 2017



### Average Wait Time

Passengers are experiencing average wait times of **less than 5 minutes**.



### Average Wait Times During Peak Travel Periods

During peak travel times, passengers are waiting an average of **9 minutes**. The maximum wait time for the month of March was **22 minutes**.



### Canine Teams

TSA has **2 temporary Canine Teams** for coverage during peak times.







### Screening Officers

Since early May, 2016 TSA has **61 additional Screening Officers** and converted **53 part time Screening Officers to full time**.

Source: Transportation Security Administration (TSA), 03/31/2017

# MIDWAY INTERNATIONAL AIRPORT

	MAY 16'		DECEMBER 16'	JANUARY 17'	FEBRUARY 17'	MARCH 17'
 <b>Average Wait Time</b>	11 Min.	9 Min.	4 Min.	3 Min.	3 Min.	<b>3 Min.</b>
 <b>Average Wait Times During Peak Travel Periods</b>	65 Min.	44 Min.	12 Min.	10 Min.	10 Min.	<b>9<sup>(1)</sup> Min.</b>
 <b>Canine Teams</b>	1	1	3	2	2	<b>2<sup>(2)</sup></b>
 <b>Screening Officers</b>	304	303	339	340	337	<b>339</b>

(1) Maximum wait time for the month of March was 22 minutes.  
 (2) No MDW teams; temporary canine teams provide coverage.