

TSA PERFORMANCE REPORT

The City's efforts to reduce the wait times at Midway International Airport continues to have positive impacts to the traveling public. The City continues to work with the TSA to ensure the appropriate resources are available at Midway.

Focus

As of October 31, 2017



Average Wait Time

Passengers are experiencing average wait times **8 minutes**.



Average Wait Times During Peak Travel Periods

During peak travel times, passengers are waiting an average of **23 minutes**. The maximum wait time for the month of October was **47 minutes**.



Canine Teams

The TSA currently has **3 Certified Canine Teams**, to provide coverage during peak times.







Screening Officers

The TSA currently has **337 Screening Officers**. Since early May, 2016 the TSA converted **64 part time Screening Officers to full time screening officers**.

Source: Transportation Security Administration (TSA), 10/31/2017

MIDWAY INTERNATIONAL AIRPORT

	MAY 16'		JULY 17'	AUGUST 17'	SEPTEMBER 17'	OCTOBER 17'
 Average Wait Time	11 Min.	9 Min.	3 Min.	4 Min.	4 Min.	8 Min.
 Average Wait Times During Peak Travel Periods	65 Min.	44 Min.	10 Min.	11 Min.	12 Min.	23 ⁽¹⁾ Min.
 Canine Teams	1	1	1	1	1	3 ⁽²⁾
 Screening Officers	304	303	339	344	334	337

(1) Maximum wait time for the month of October was 47 minutes.
 (2) The TSA currently has 3 certified Canine Teams, to provide coverage during peak times.