

TSA PERFORMANCE REPORT

The City's efforts to reduce the wait times at O'Hare International Airport continues to have positive impacts to the traveling public. The City continues to work with the TSA to ensure the appropriate resources are available at O'Hare.

Focus

As of April 30, 2017



Average Wait Time

Passengers are experiencing average wait times of **less than 5 minutes**.



Average Wait Times During Peak Travel Periods

During peak travel times, passengers are waiting an average of **6 minutes**. The maximum wait time for the month of April was **29 minutes**.



Canine Teams

The TSA currently has ten active **Canine Teams** assigned at ORD.







Screening Officers

The TSA currently has **1615 Screening Officers**. Since early May, 2016 the TSA has converted **284 part time Screening Officers** to full time screening officers.

Source: Transportation Security Administration (TSA), 04/30/2017

O'HARE INTERNATIONAL AIRPORT

	MAY 16'		JANUARY 17'	FEBRUARY 17'	MARCH 17'	APRIL 17'
 Average Wait Time	15 Min.	8 Min.	2 Min.	2 Min.	2 Min.	2 Min.
 Average Wait Times During Peak Travel Periods	104 Min.	42 Min.	5 Min.	5 Min.	7 Min.	6⁽¹⁾ Min.
 Canine Teams	4	12	12	9	9	10
 Screening Officers	1,368	1,400	1,668	1,673	1,636	1,615

(1) Maximum wait time for the month of April was 29 minutes.