

# TSA PERFORMANCE REPORT

The City's efforts to reduce the wait times at O'Hare International Airport continues to have positive impacts to the traveling public. The City continues to work with the TSA to ensure the appropriate resources are available at O'Hare.

## Focus

As of January 31, 2017



Average Wait Time

Passengers are experiencing average wait times of **less than 5 minutes**.



Average Wait Times During Peak Travel Periods

During peak travel times, passengers are waiting an average of **5 minutes**. The maximum wait time for the month of January was **31 minutes**.



Canine Teams

TSA has **tripled the amount of Canine Teams** assigned to O'Hare since early May, 2016.







Screening Officers

Since early May, 2016 TSA has **232 additional Screening Officers** and converted **271 part time Screening Officers to full time**.

Source: Transportation Security Administration (TSA), 01/31/2017

# O'HARE INTERNATIONAL AIRPORT

	MAY 16'		OCTOBER 16'	NOVEMBER 16'	DECEMBER 16'	JANUARY 17'
 <b>Average Wait Time</b>	<b>15</b> Min.	<b>8</b> Min.	<b>2</b> Min.	<b>2</b> Min.	<b>2</b> Min.	<b>2</b> Min.
 <b>Average Wait Times During Peak Travel Periods</b>	<b>104</b> Min.	<b>42</b> Min.	<b>6</b> Min.	<b>7</b> Min.	<b>6</b> Min.	<b>5<sup>(1)</sup></b> Min.
 <b>Canine Teams</b>	<b>4</b>	<b>12</b>	<b>12</b>	<b>12</b>	<b>12</b>	<b>12</b>
 <b>Screening Officers</b>	<b>1,368</b>	<b>1,400</b>	<b>1,721</b>	<b>1,710</b>	<b>1,712</b>	<b>1,668</b>

<sup>(1)</sup>Maximum wait time for the month of January was 31 minutes.