

TSA PERFORMANCE REPORT

The City's efforts to reduce the wait times at O'Hare International Airport continues to have positive impacts to the traveling public. The City continues to work with the TSA to ensure the appropriate resources are available at O'Hare.

Focus

As of July 31, 2017



Average Wait Time

Passengers are experiencing average wait times of **less than 5 minutes**.



Average Wait Times During Peak Travel Periods

During peak travel times, passengers are waiting an average of **7 minutes**. The maximum wait time for the month of July was **27 minutes**.



Canine Teams

The TSA currently has **10 active canine teams** assigned at ORD.







Screening Officers

The TSA currently has **1572 Screening Officers**. Since early May, 2016 the TSA has converted **274 part time Screening Officers** to full time screening officers.

Source: Transportation Security Administration (TSA), 07/30/2017

O'HARE INTERNATIONAL AIRPORT

	MAY 16'		APRIL 17'	MAY 17'	JUNE 17'	JULY 17'
 Average Wait Time	15 Min.	8 Min.	2 Min.	2 Min.	2 Min.	2 Min.
 Average Wait Times During Peak Travel Periods	104 Min.	42 Min.	6 Min.	7 Min.	7 Min.	7⁽¹⁾ Min.
 Canine Teams	4	12	10	10	10	10
 Screening Officers	1,368	1,400	1,615	1,617	1,571	1,572

(1) Maximum wait time for the month of July was 27 minutes.