

TSA PERFORMANCE REPORT

The City's efforts to reduce the wait times at O'Hare International Airport continues to have positive impacts to the traveling public. The City continues to work with the TSA to ensure the appropriate resources are available at O'Hare.

Focus

As of March 31, 2017



Average Wait Time

Passengers are experiencing average wait times of **less than 5 minutes**.



Average Wait Times During Peak Travel Periods

During peak travel times, passengers are waiting an average of **7 minutes**. The maximum wait time for the month of March was **29 minutes**.



Canine Teams

TSA has nine active and one inactive **Canine Teams** assigned at ORD.







Screening Officers

Since early May, 2016 TSA has **254 additional Screening Officers** and converted **284 part time Screening Officers** to full time.

Source: Transportation Security Administration (TSA), 03/31/2017

O'HARE INTERNATIONAL AIRPORT

	MAY 16'		DECEMBER 16'	JANUARY 17'	FEBRUARY 17'	MARCH 17'
 Average Wait Time	15 Min.	8 Min.	2 Min.	2 Min.	2 Min.	2 Min.
 Average Wait Times During Peak Travel Periods	104 Min.	42 Min.	6 Min.	5 Min.	5 Min.	7⁽¹⁾ Min.
 Canine Teams	4	12	12	12	9	9⁽²⁾
 Screening Officers	1,368	1,400	1,712	1,668	1,673	1,636

(1) Maximum wait time for the month of March was 29 minutes.

(2) TSA has nine active and one inactive Canine Teams assigned at ORD.