

TSA PERFORMANCE REPORT

The City's efforts to reduce the wait times at Midway International Airport continues to have positive impacts to the traveling public. The City continues to work with the TSA to ensure the appropriate resources are available at Midway.

Focus

April 2018



Average Wait Time

Passengers are experiencing average wait times of **6 minutes.**



Average Wait Times During Peak Travel Periods

During peak travel times, passengers are waiting an average of **16 minutes.** The maximum wait time for the month of April was **24 minutes.**



Canine Teams

The TSA currently has **4 Certified Canine Teams**, to provide coverage during peak times.







Screening Officers

The TSA currently has **344 Screening Officers.** Since early May, 2016 the TSA converted **97 part time Screening Officers to full time screening officers.**

Source: Transportation Security Administration (TSA), 04/2018

MIDWAY INTERNATIONAL AIRPORT

	DECEMBER 17'	JANUARY 18'	FEBRUARY 18'	MARCH 18'	APRIL 18'
 Average Wait Time	7 Min.	6 Min.	6 Min.	7 Min.	6 Min.
 Average Wait Times During Peak Travel Periods	17 Min.	15 Min.	15 Min.	18 Min.	16⁽¹⁾ Min.
 Canine Teams	4	6	5	5	4⁽²⁾
 Screening Officers	337	338	339	346	344

(1) Maximum wait time for the month of April was 24 minutes.
 (2) The TSA currently has 4 certified Canine Teams, to provide coverage during peak times.