

# TSA PERFORMANCE REPORT

The City's efforts to reduce the wait times at Midway International Airport continues to have positive impacts to the traveling public. The City continues to work with the TSA to ensure the appropriate resources are available at Midway.

## Focus

## March 2018



**Average Wait Time**

Passengers are experiencing average wait times of **7 minutes.**



**Average Wait Times During Peak Travel Periods**

During peak travel times, passengers are waiting an average of **18 minutes.** The maximum wait time for the month of March was **38 minutes.**



**Canine Teams**

The TSA currently has **5 Certified Canine Teams**, to provide coverage during peak times.







**Screening Officers**

The TSA currently has **346 Screening Officers.** Since early May, 2016 the TSA converted **81 part time Screening Officers to full time screening officers.**

Source: Transportation Security Administration (TSA), 03/2018

# MIDWAY INTERNATIONAL AIRPORT

	NOVEMBER17'	DECEMBER17'	JANUARY18'	FEBRUARY18'	MARCH18'
 <b>Average Wait Time</b>	6 Min.	7 Min.	6 Min.	6 Min.	<b>7</b> Min.
 <b>Average Wait Times During Peak Travel Periods</b>	17 Min.	17 Min.	15 Min.	15 Min.	<b>18<sup>(1)</sup></b> Min.
 <b>Canine Teams</b>	3	4	6	5	<b>5<sup>(2)</sup></b>
 <b>Screening Officers</b>	339	337	338	339	<b>346</b>

(1) Maximum wait time for the month of March was 38 minutes.  
 (2) The TSA currently has 5 certified Canine Teams, to provide coverage during peak times.