

TSA PERFORMANCE REPORT

The City's efforts to reduce the wait times at O'Hare International Airport continues to have positive impacts to the traveling public. The City continues to work with the TSA to ensure the appropriate resources are available at O'Hare.

Focus

April 2018



Average Wait Time

Passengers are experiencing average wait times of **less than 5 minutes**.



Average Wait Times During Peak Travel Periods

During peak travel times, passengers are waiting an average of **6 minutes**. The maximum wait time for the month of April was **37 minutes**.



Canine Teams

The TSA currently has **14 Certified Canine Teams** assigned at ORD.







Screening Officers

The TSA currently has **1550 Screening Officers**. Since early May, 2016 the TSA has converted **327 part time Screening Officers to full time screening officers**.

Source: Transportation Security Administration (TSA), 04/30/2018

O'HARE INTERNATIONAL AIRPORT

	DECEMBER17'	JANUARY18'	FEBRUARY18'	MARCH18'	APRIL18'
 Average Wait Time	2 Min.	2 Min.	2 Min.	3 Min.	3 Min.
 Average Wait Times During Peak Travel Periods	8 Min.	8 Min.	9 Min.	11 Min.	6¹⁾ Min.
 Canine Teams	12	12	12	14	14
 Screening Officers	1,600	1,596	1,590	1,565	1,550

(1) Maximum wait time for the month of April was 37 minutes.