

TSA PERFORMANCE REPORT

The City's efforts to reduce the wait times at O'Hare International Airport continues to have positive impacts to the traveling public. The City continues to work with the TSA to ensure the appropriate resources are available at O'Hare.

Focus

October 2018



Average Wait Time

Passengers are experiencing average wait times of **less than 5 minutes**.



Average Wait Times During Peak Travel Periods

During peak travel times, passengers are waiting an average of **11 minutes**. The maximum wait time for the month of October was **33 minutes**.



Canine Teams

The TSA currently has **14 Certified Canine Teams** assigned at ORD.







Screening Officers

The TSA currently has **1505 Screening Officers**. Since early May, 2016 the TSA has converted **331 part time Screening Officers** to full time screening officers.

Source: Transportation Security Administration (TSA), 10/2018

O'HARE INTERNATIONAL AIRPORT

	JUNE18'	JULY18'	AUGUST18'	SEPTEMBER18'	OCTOBER18'
 Average Wait Time	3 Min.	3 Min.	3 Min.	3 Min.	3 Min.
 Average Wait Times During Peak Travel Periods	11 Min.	11 Min.	12 Min.	10 Min.	1 ⁽¹⁾ Min.
 Canine Teams	14	14	14	14	14
 Screening Officers	1,538	1,492	1,461	1,442	1,505

(1) Maximum wait time for the month of October was 33 minutes.