

TSA PERFORMANCE REPORT

The City's efforts to reduce the wait times at Midway International Airport continues to have positive impacts to the traveling public. The City continues to work with the TSA to ensure the appropriate resources are available at Midway.

Focus

March 2019



Average Wait Time

Passengers are experiencing average wait times of **7 minutes.**



Average Wait Times During Peak Travel Periods

During peak travel times, passengers are waiting an average of **18 minutes.** The maximum wait time for the month of March was **27 minutes.**



Canine Teams

The TSA currently has **7 Certified Canine Teams**, to provide coverage during peak times.







Screening Officers

The TSA currently has **394 Screening Officers.** Since early May, 2016 the TSA converted **152 part time Screening Officers to full time screening officers.**

Source: Transportation Security Administration (TSA), 3/2019

MIDWAY INTERNATIONAL AIRPORT

	NOVEMBER18'	DECEMBER18'	JANUARY19'	FEBRUARY19'	MARCH19'
 Average Wait Time	6 Min.	6 Min.	6 Min.	6 Min.	7 Min.
 Average Wait Times During Peak Travel Periods	16 Min.	16 Min.	15 Min.	15 Min.	18⁽¹⁾ Min.
 Canine Teams	5	5	5	7	7
 Screening Officers	398	391	399	394	394

(1) Maximum wait time for the month of March was 27 minutes.