





TSA Performance Report

Midway Summary





The City's efforts to reduce the wait times at Midway International Airport continues to have positive impacts to the traveling public. The City continues to work with the TSA to ensure the appropriate resources are available at Midway.

| Focus | As of August 28, 2016 |
|---|--|
| Average Wait Time  | Passengers are experiencing average wait times of <u>less than 5 minutes.</u> |
| Average Wait Times During Peak Travel Periods  | During peak travel times, passengers are waiting an average of less than <u>10 minutes.</u> The maximum wait time in this two week period was <u>24 minutes.</u> |
| Canine Teams  | TSA has added <u>2 additional temporary Canine Teams</u> for coverage during peak times. |
| Screening Officers  | Since early May, TSA has <u>53 additional Screening Officers</u> and converted <u>29 part time Screening Officers to full time.</u> |

Source: Transportation Security Administration (TSA), 8/28/2016

TSA Performance Report

Midway International Airport




| | | Midway International Airport | | | | | | | | |
|---|--|------------------------------|-------------------|------------------------|------------------------|------------------------|------------------------|------------------------|---------------------------------|--------------------------------|
| | | 5/1-5/14 | 5/15-5/22 | 5/23-6/5 | 6/6-6/19 | 6/20-7/3 | 7/4-7/17 | 7/18-7/31 | 8/1-8/14 | 8/15-8/28 |
| Average Wait Times |  | 11 Min. | 9 Min. | 6 Min. | 5 Min. | 4 Min. | 4 Min. | 4 Min. | 4 Min. | 3 Min. |
| Average Wait Times During Peak Travel Periods |  | 65 Min. | 44 Min. | 26 Min. | 23 Min. | 12 Min. | 12 Min. | 12 Min. | 10⁽¹⁾ Min. | 9⁽¹⁾ Min. |
| Canine Teams |  | 1 | 1 | 2⁽²⁾ | 2⁽²⁾ | 3⁽²⁾ | 3⁽²⁾ | 3⁽²⁾ | 3⁽²⁾ | 3⁽²⁾ |
| FTE (Full Time Equivalent) Screening Officers |  | 304 | 303 | 308 | 326 | 355 | 343 | 347 | 351 | 351 |

⁽¹⁾ Maximum wait time in this two week period was 24 minutes. ⁽²⁾ One permanent and two temporarily assigned teams provides coverage during peak times.

Source: Transportation Security Administration (TSA), 8/28/2016

TSA Performance Report

Midway International Airport

| TSA New Commitments as of June 17, 2016 | TSA Actions as of August 28, 2016 |
|--|---|
| <p>No new commitments to convert Screening Officers from part time to full time</p>  | <p>29 TSA Screening Officers converted from part time to full time</p> |
| <p>371 Total TSA FTE (Full Time Equivalent) Screening Officers</p>  | <p>351 Total TSA FTE Screening Officers</p> |
| <p>3 TSA Canine Teams (TSA has 4 Canine Teams in the 2016 budget and requested 8 teams in 2017)</p>  | <p>3⁽¹⁾ TSA Canine Teams</p> |

⁽¹⁾ One permanent and two temporarily assigned teams provides coverage during peak times.

Source: Transportation Security Administration (TSA), 8/28/2016