

TSA PERFORMANCE REPORT

The City's efforts to reduce the wait times at Midway International Airport continues to have positive impacts to the traveling public. The City continues to work with the TSA to ensure the appropriate resources are available at Midway.

Focus

May 2026



Average Wait Time

Passengers are experiencing average wait times of **2.18 minutes**.



Average Wait Times During Peak Travel Periods

During peak travel times, passengers are waiting an average of **9 minutes**. The maximum wait time for the month of May was **26 minutes**.



Canine Teams

The TSA currently has **5 Certified Canine Teams** assigned at ORD.







Screening Officers

The TSA currently has **340 Screening Officers**. Since early June 2023, the TSA has converted **206 part time Screening Officers to full time screening officers**.

Source: Transportation Security Administration (TSA), 5/2026

MIDWAY INTERNATIONAL AIRPORT

Description

| | JAN 26' | FEB 26' | MAR 26' | APR 26' | MAY 26' |
|---|---------|---------|---------|---------|------------------|
|  Average Wait Time | 3 Min. | 2 Min. | 3 Min. | 2 Min. | 2.18 Min. |
|  Average Wait Times During Peak Travel Periods | 10 Min. | 6 Min. | 12 Min. | 7 Min. | 9 Min |
|  Canine Teams | 5 | 5 | 5 | 5 | 5 |
|  Screening Officers | 345 | 346 | 344 | 344 | 340 |

(1) Maximum wait time for the month of May was 26 minutes.